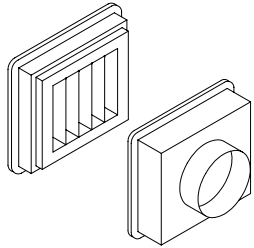
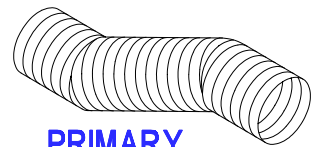


DKE-1216D Economy Duct Kit

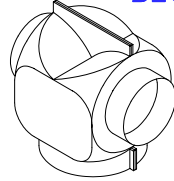
PRIMARY SUPPLY GRILLE
PG108



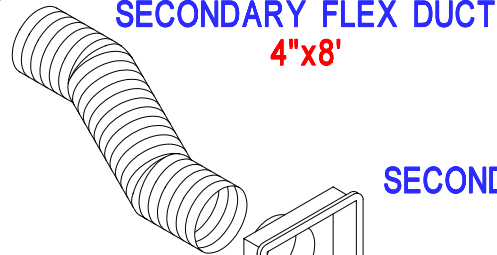
PRIMARY TRANSITION BOX w/ RING
MT108-6



PRIMARY FLEX DUCT
6"x8'

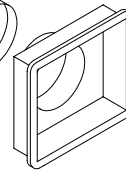


BLOWER ADAPTER TEE
AT664

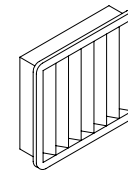


SECONDARY FLEX DUCT
4"x8'

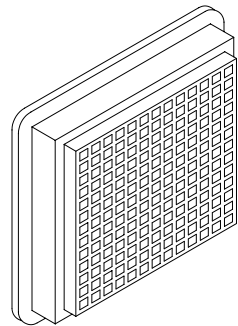
SECONDARY TRANSITION BOX w/ RING
HRPG4



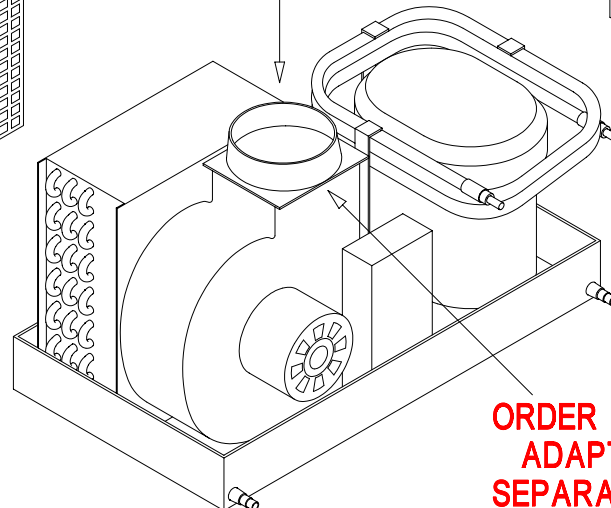
SECONDARY SUPPLY GRILLE
PG4



RETURN AIR GRILLE
PG1212F
MOUNTING FRAME
MF1212



SELF CONTAINED UNIT
12-16,000 BTUH MODELS



ORDER HOSE
ADAPTER
SEPARATELY