



SAPPHIRE DIGITAL THERMOSTAT TSVW

Sapphire...the most advanced, aesthetically pleasing, rugged digital thermostat to grace the marine air conditioning industry yet. The technology, features and benefits address all our predecessors and those of the competition.

- Sapphire blue LED display
- Virtually unlimited choice of Vimar® bezels
- Largest fan and heater circuit rating in the business.
- User friendly programming
- Unique fuse protection for circuits.



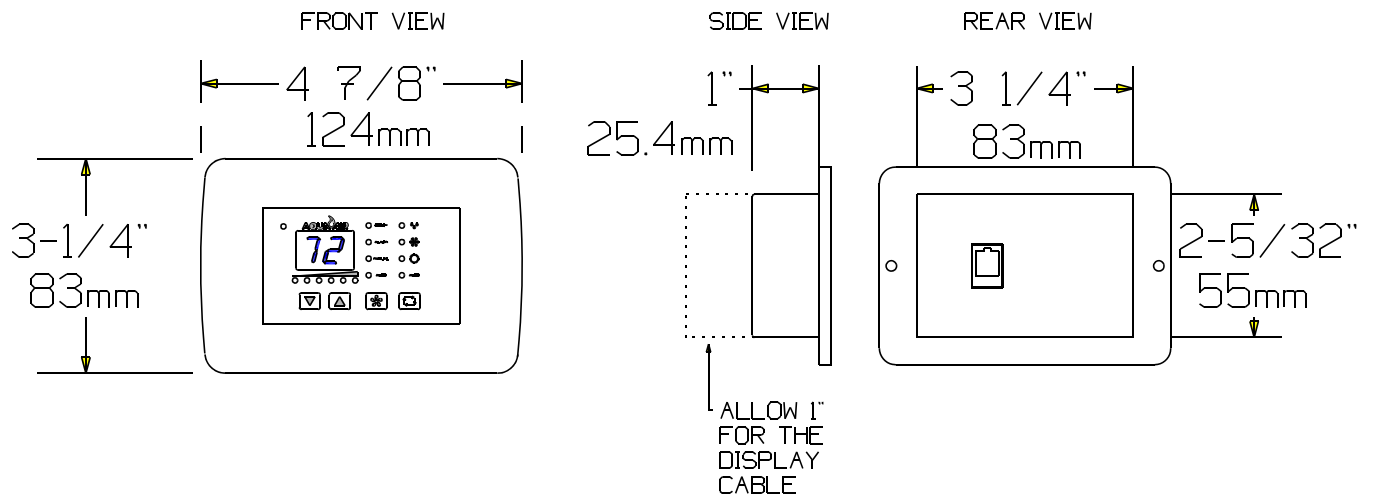
**TSVW Digital Thermostat
with Black Vimar Bezel
Actual Size**

*Aqua-Air Manufacturing, division of the James D. Nall Co., Inc.
1050 East 9th Street, Hialeah, Florida 33010 U.S.A.
Ph. 305-884-8363 Fax 305-883-8549 E-mail sales@aquair.com*

Tempwise Sapphire Features

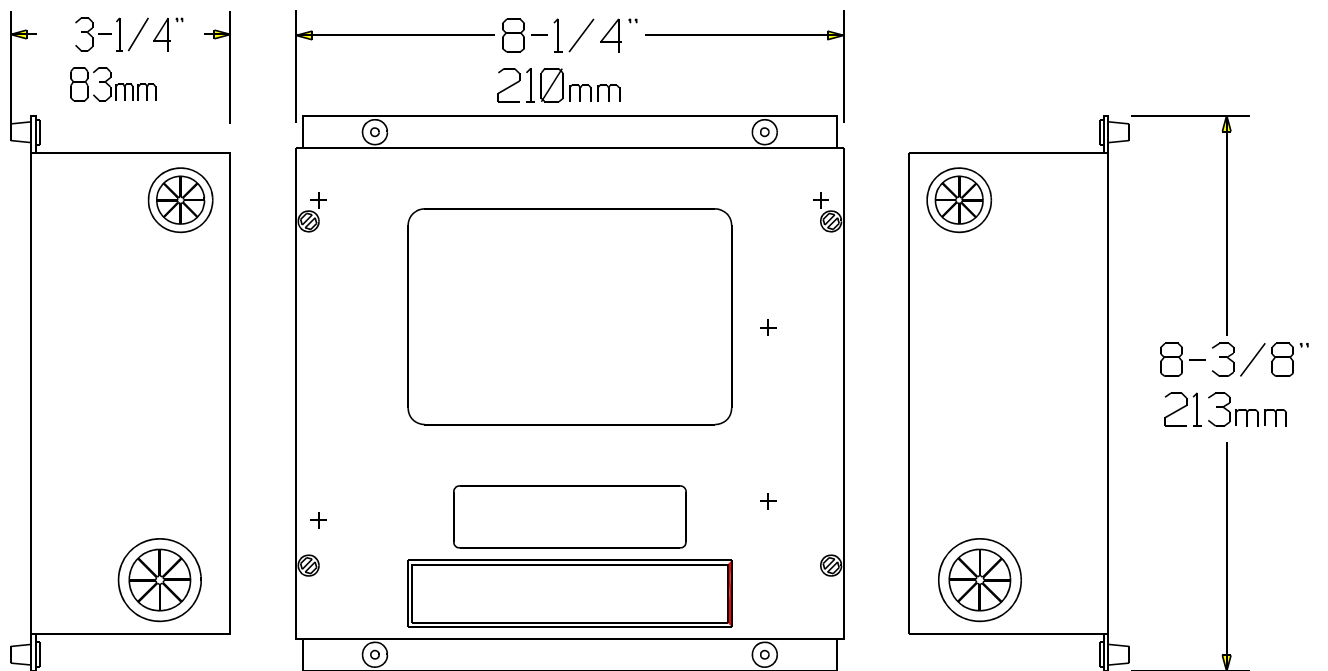
- Highest fan circuit rating in the industry...12 AMPS !!
- Sapphire Blue LED's with brightness control
- Dual voltage 115/230 capability
- Display cables are 50% smaller in diameter than the competitions making routing a snap
- Field replaceable fuse protection
- Modular plug connection for high and low pressure switches
- Uses less bulky 4 pin plugs for the display cable instead of the competitions 8
- Continuous room temperature display with one touch set point temperature display or change
- Maintains room temperature to within 2 degrees of set point
- Remote temperature sensing bulb or faceplate air temperature sensor can be used
- Fahrenheit or Centigrade temperature display
- Automatic or six manually selected fan speeds
- High speed and low speed fan limit settings
- LED bar graph visually indicates fan speed
- Fan can be set to run continuous or to cycle on and off as the room reaches the set point
- Dehumidification mode controls room temperature and humidity level
- Non-volatile EEPROM memory. Controller will not lose settings in memory due to power interruptions
- Electric element heaters up to 12A can be operated directly from the controller

THERMOSTAT DIMENSIONS



SAPPHIRE DISPLAY

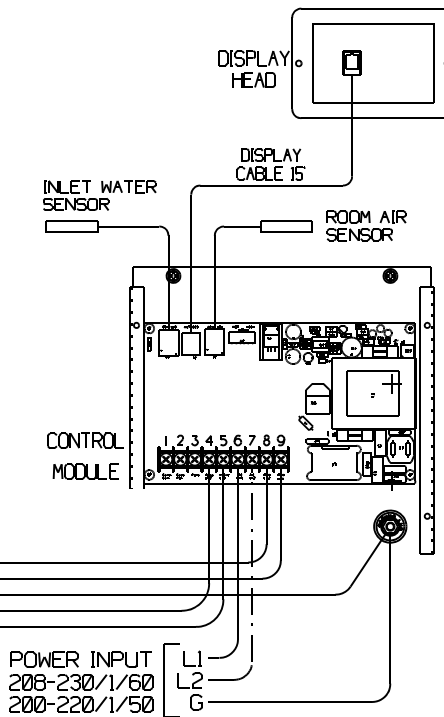
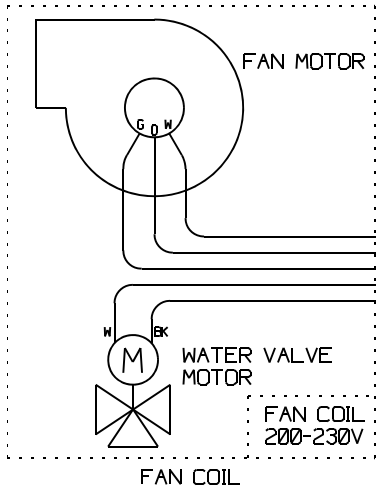
CONTROL MODULE



WIRING SCHEMATICS

HOT WATER HEATING SYSTEM

MULTIPLE FAN COILS CAN BE CONNECTED IN PARALLEL TO THE THERMOSTAT PROVIDED THEY DO NOT EXCEED THE MAXIMUM AMPERAGE RATINGS OF THE CONTROL MODULE



MAXIMUM CIRCUIT RATINGS
WATER VALVE 1/4A
FAN MOTOR 12A
HEATER 12A

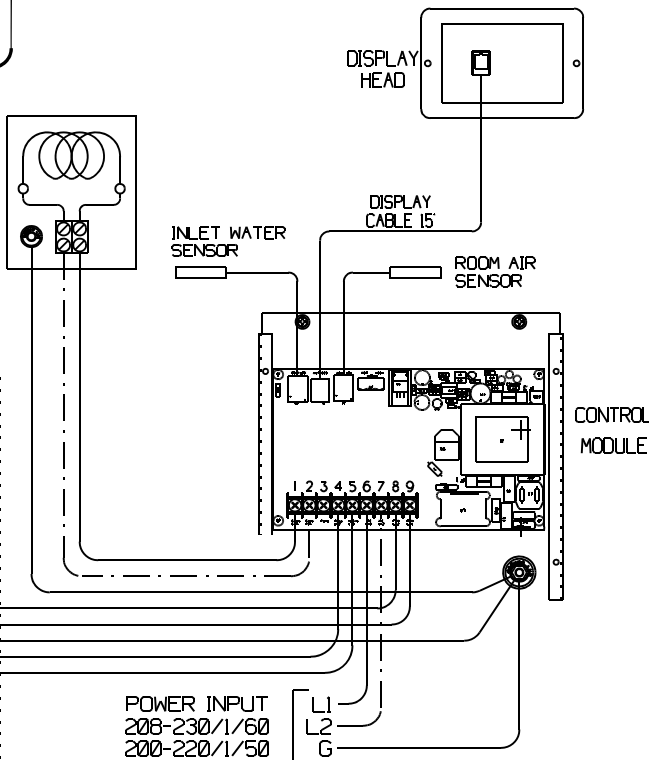
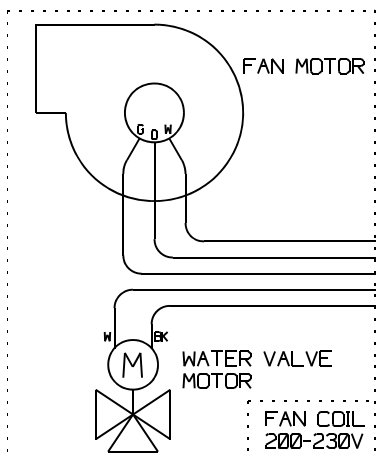
TERMINAL BLOCK CONNECTIONS

1. HEATER ELEMENT L1
2. HEATER ELEMENT L2
3. N/A
4. WATER VALVE L2
5. WATER VALVE L1
6. POWER INPUT L1
7. POWER INPUT L2 or N
8. FAN L2
9. FAN L1

80999-SP.GXD

ELECTRIC ELEMENT HEATING SYSTEM

DUCT HEATER (DH SERIES) or
BLOWER HEATER (BH SERIES) or
FAN COIL HEATER (HTS SERIES)
200-230 / 1 / 50-60



8099P-SP.GXD