

FEATURES

- Four models to choose from ranging in size from 200 to 900 CFM
- Units are constructed of corrosion resistant aluminum
- Hi-static fan motors for extensive fresh air ducting networks
- Removable access panels on both the top and sides are insulated internally to prevent external condensation
- Washable air inlet filter
- Internally mounted INCOLOY rod type heating elements for cold weather operation down to 23 deg Fahrenheit (-5 deg Centigrade)
- Modulating chillwater flow valve for precise air temperature control in the cooling mode
- Modulating SCR heater element control for precise air temperature control in the heating mode
- Insulated and internally coated aluminum drain pan with ant-slosh foam media inside
- Condensate outlets on both sides of the fan coil
- All unit coil assemblies are pressure tested to assure leak-proof performance
- All units are test run to assure proper operation and air flow output

AQFAH

UNIT SPECIFICATIONS

208-230/1/60 200-220/1/50

SPECIFICATION		02	04	06	09
NOMINAL CAPACITY	CFM	200	400	600	900
	CMH	340	680	1020	1530
WEIGHT	LBS	45.0	55.0	59.0	63.0
	KGS	20.5	25.0	26.8	28.6
LENGTH	IN MM	34 864			
WIDTH	IN MM	23-3/4 603			
HEIGHT	IN MM	11-3/4 299	21-3/16 538		
POWER SUPPLY		208-230 / 1 / 60 200-220 / 1 / 50			
AMP DRAW @ 230-1-60		10.4	19	28	42
POWER	W	2460	4437	6644	10056
STANDARD HEATER SIZE	KW	2	4	6	9
CHILLWATER INLET / OUTLET	FPT	1/2"	3/4"	1"	1"
CHILLWATER FLOW	GPM	5.3	10.5	15.8	23.7
	LPM	19.9	39.8	59.8	89.7
DUCT CONNECTION	IN MM	5-7/8 x 10-1/4 149 x 260	10-7/16 x 11-15/16 265 x 303		
MINIMUM INTAKE GRILLE	IN ²	60	120	180	270
	CM ²	390	775	1160	1740
DRAIN FITTING	FPT	3/4" 2 / UNIT			
MAIN BREAKER SIZE		15A	25A	35A	50A

AQFAH

UNIT SPECIFICATIONS

208-230/3/60

SPECIFICATION		02	04	06	09
NOMINAL CAPACITY	CFM	200	400	600	900
	CMH	340	680	1020	1530
WEIGHT	LBS	45.0	55.0	59.0	63.0
	KGS	20.5	25.0	26.8	28.6
LENGTH	IN MM	34 864			
WIDTH	IN MM	23-3/4 603			
HEIGHT	IN MM	11-3/4 299	21-3/16 538		
POWER SUPPLY		208-230/3/60			
AMP DRAW @ 230-3-60		6	13.7	17.5	26.6
POWER	W	2460	5121	6552	9920
STANDARD HEATER SIZE	KW	2	4	6	9
CHILLWATER INLET / OUTLET	FPT	1/2"	3/4"	1"	1"
CHILLWATER FLOW	GPM LPM	5.3 19.9	10.5 39.8	15.8 59.8	23.7 89.7
DUCT CONNECTION	IN MM	5-7/8 x 10-1/4 149 x 260	10-7/16 x 11-15/16 265 x 303		
MINIMUM INTAKE GRILLE	IN ² CM ²	60 390	120 775	180 1160	270 1740
DRAIN FITTING	FPT	3/4" 2 / UNIT			
MAIN BREAKER SIZE		10	16	20	20

AQFAH UNIT SPECIFICATIONS

380/3/50

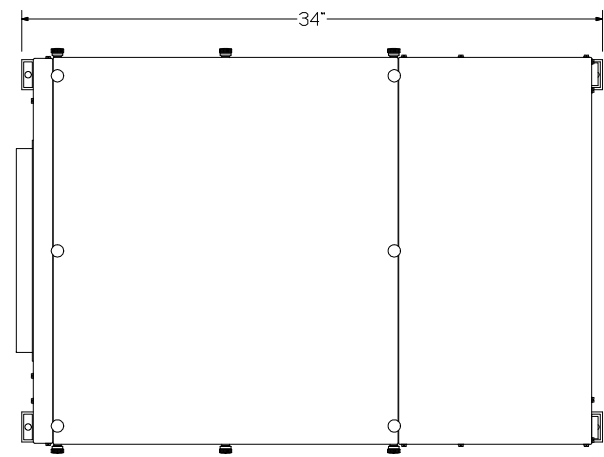
460/3/60

SPECIFICATION		02	04	06	09	09
NOMINAL CAPACITY	CFM CMH	200 340	400 680	600 1020	900 1530	900 1530
WEIGHT	LBS KGS	45.0 20.5	55.0 25.0	59.0 26.8	63.0 28.6	63.0 28.6
LENGTH	IN MM	34 864				
WIDTH	IN MM	23-3/4 603				
HEIGHT	IN MM	11-3/4 299	21-3/16 538			
POWER SUPPLY		380/3/50				460/3/60
AMP DRAW @ 380-3-50/		2.3	7.3	10.5	15.8	12.95
POWER	W	2304	4456	6532	9836	9836
STANDARD HEATER SIZE	KW	2	4	6	9	9
CHILLWATER INLET / OUTLET	FPT	1/2"	3/4"	1"	1"	1"
CHILLWATER FLOW	GPM LPM	5.3 19.9	10.5 39.8	15.8 59.8	23.7 89.7	23.7 89.7
DUCT CONNECTION	IN MM	5-7/8 x 10-1/4 149 x 260	10-7/16 x 11-15/16 265 x 303			
MINIMUM INTAKE GRILLE	IN ² CM ²	60 390	120 775	180 1160	270 1740	270 1740
DRAIN FITTING	FPT	3/4" 2 / UNIT				
MAIN BREAKER SIZE		10	16	20	20	20

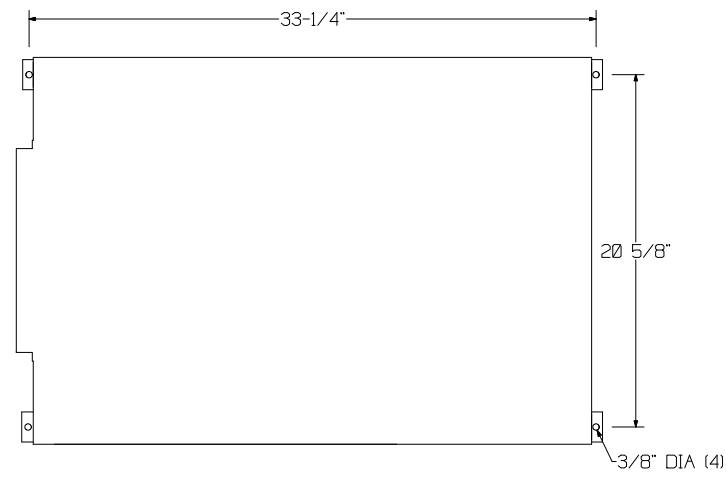
80948.WPD

AQUA-AIR MANUFACTURING, division of the James D. Nall Co., Inc.
1050 East 9th Street, Hialeah, Florida 33010 U.S.A.
Ph. 305-884-8363 Fax 305-883-8549 Email sales@aquair.com

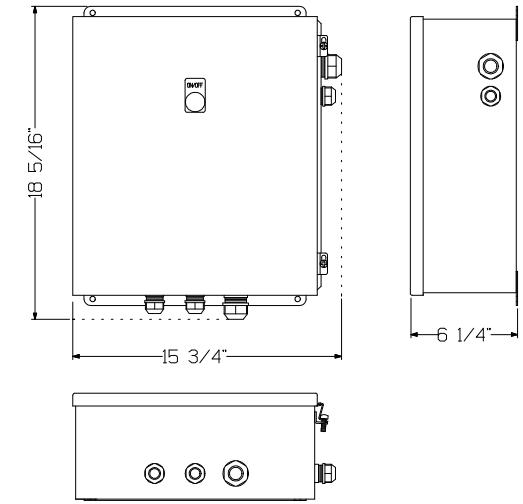
AQFAH-04 to 09
FRESH AIR
MAKE-UP UNIT
4-900 CFM NOM.



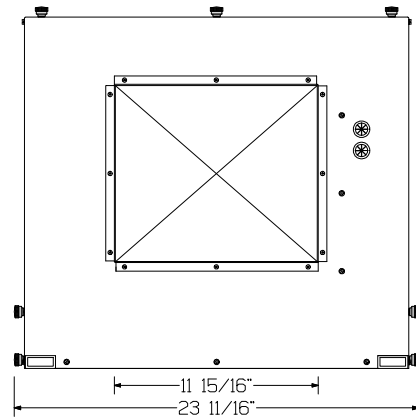
TOP VIEW



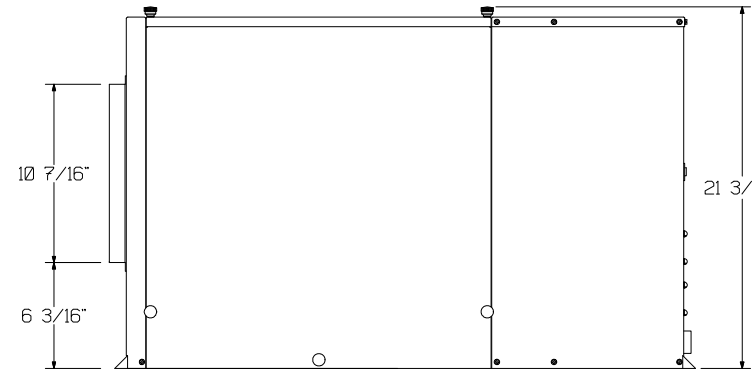
FOOTPRINT



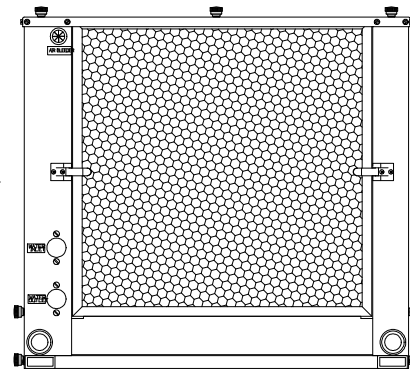
ELECTRICAL BOX FOR
AQFAH SERIES UNITS



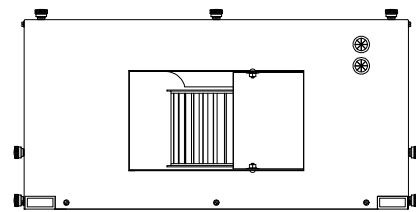
REAR VIEW



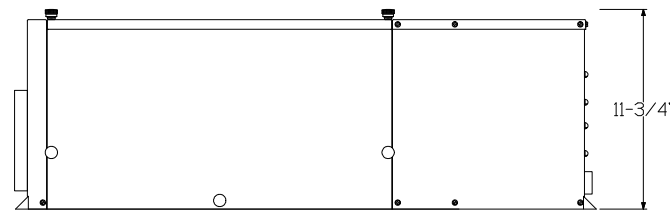
SIDE VIEW



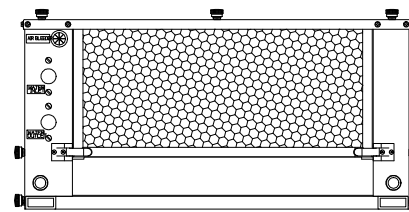
FRONT VIEW



REAR VIEW

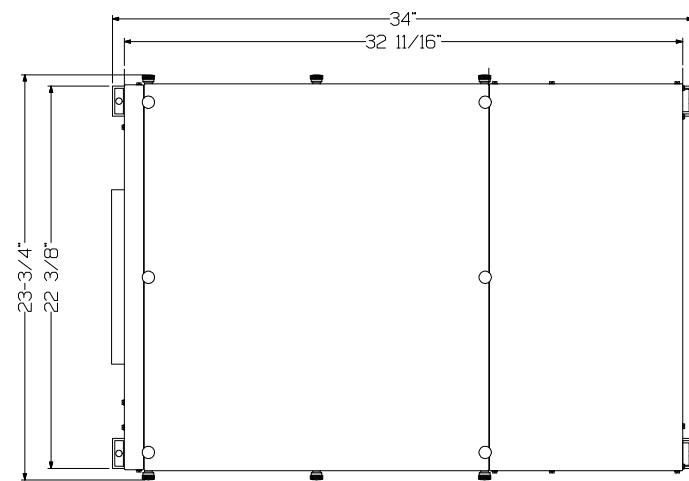


SIDE VIEW

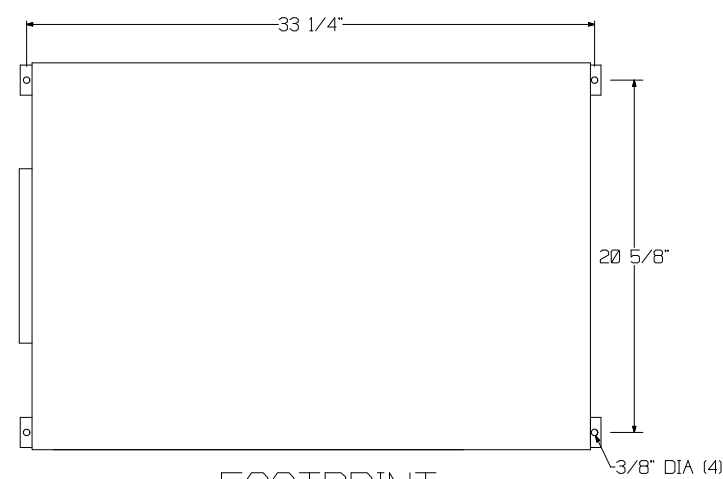


FRONT VIEW

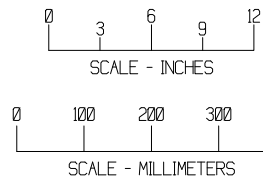
AQFAH-02
FRESH AIR
MAKE-UP UNIT
200 CFM NOM.



TOP VIEW



FOOTPRINT



AQUA-AIR MARINE AIR CONDITIONING SYSTEMS		
AQFAH-02 to 09 FRESH AIR MAKEUP UNITS		
DRAWING NUMBER AQFAH	DRAWN BY SB	DATE 01-13-11
SCALE	APPROVED BY DN	REVISION DATE REV A