



### Standard Features

- Large capacity centrifugal type for extended, quiet operation
- Wetted components constructed of high quality non-corrosive materials,
- Built in thermal overload protection
- AC motors are Ignition protected
- Threaded intake and discharge ports are U.S. standard taper pipe thread (NPT)



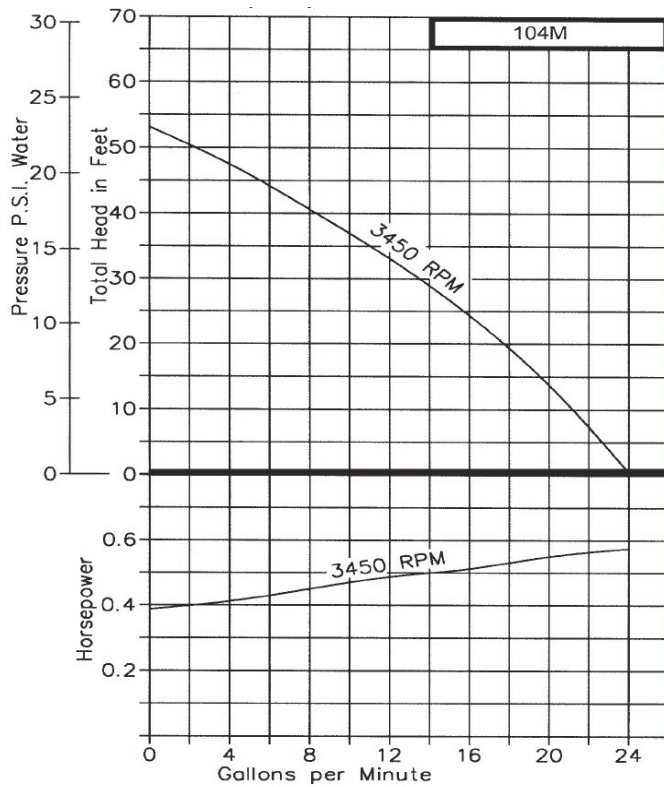
AQPM-15



AQPM-30

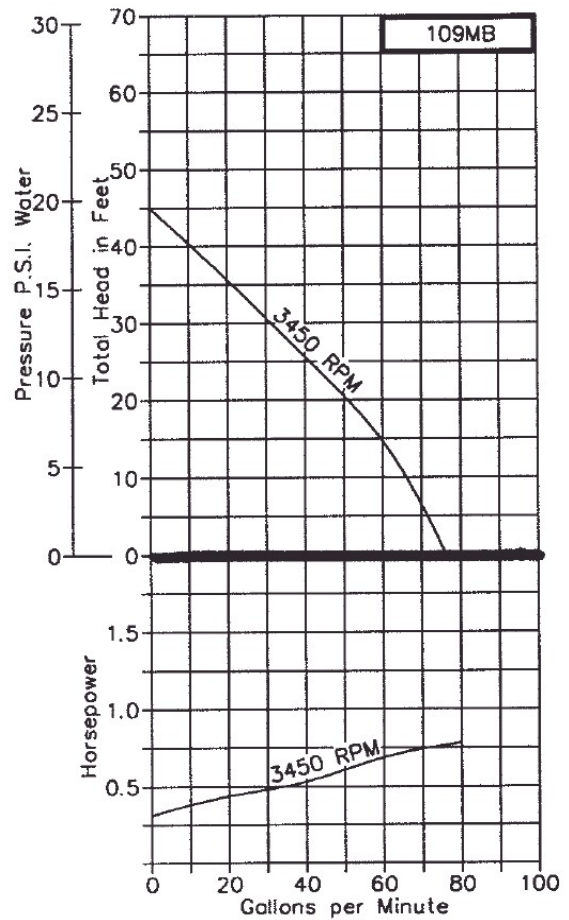
TECHNICAL SPECIFICATIONS				
	AQPM-15	AQPM-15L	AQPM-30	AQPM-30L
VOLTAGE	115 / 230			
PHASE	1			
HZ.*	50 / 60	60	50 / 60	60
AMPS	10.0 / 5.0	8.6 / 4.3	10.0 / 5.0	
WATTS	737		944	
WEIGHT	28 LBS		32 LBS	
INLET SIZE	3/4" FPT		1-1/4" FPT	
OUTLET SIZE	3/4" MPT		1" FPT	
LENGTH	12-1/4"			
WIDTH	6-1/2"			
HEIGHT	6-5/8"			
MOTOR HP	1/3		1/2	

Pumps operated on 50 Hz will experience a 17% decrease in flow rate and a 31% decrease in total head



**AQPM-15  
Pump Curve**

**AQPM-30  
Pump Curve**



**Aqua-Air Manufacturing, division of the James D. Nall Co., Inc.**  
 1050 East 9th Street, Hialeah, Florida 33010 U.S.A.  
 Ph. 800-328-1043 305-884-8363 Fax 305-883-8549  
[www.aquaair.com](http://www.aquaair.com) [sales@aquaair.com](mailto:sales@aquaair.com)